

ENGLISH

Quarter 2 - Module 5



ENGLISH - Grade 2
Quarter 2 - Module 5 Telling and Asking Sentences
Self-Learning Module (SLM)
MATATAG Curriculum
First Edition, 2024

Republic Act 8293, section 176 states that: No copyright shall subsist in any work of the Government of the Philippines. However, prior approval of the government agency or office wherein the work is created shall be necessary for exploitation of such work for profit. Such agency or office may, among other things, impose as a condition the payment of royalties.

Borrowed materials (i.e., songs, stories, poems, pictures, photos, brand names, trademarks, etc.) included in this module are owned by their respective copyright holders. Every effort has been exerted to locate and seek permission to use these materials from their respective copyright owners. The publisher and authors do not represent nor claim ownership over them.

Development Team of the Module

Writer: **Diomar C. Narcilla**
Editor: **Melanie B. Delos Santos**
Reviewer: **Julius D. Celetaria**
Illustrator: **Diomar C. Narcilla**
Layout Artist: **Joey M. Lozano**
Art Designer: **Cristy C. Narcilla**
Management Team:
Gildo G. Mosqueda, CEO VI - Schools Division Superintendent
Gilbert B. Barrera, CESE - Assistant Schools Division Superintendent
Arlene Rosa G. Arquiza - Chief ES, Curriculum Implementation Division
Ivy P. Lamintao - Education Program Supervisor, LRMS
Julius D. Celetaria - Education Program Supervisor, English
Joey M. Lozano - Information Technology Officer I
Leonora R. Po - Project Development Officer II, LRMS
Delia P. Eliarda - Librarian II

Printed in the Philippines by
Schools Division Office of Tacurong City

Office Address: Alunan Highway, Poblacion, Tacurong City 9800
Telephone Numbers: 0919-065-6425/064-562-4880
E-mail Address: tacurong.city@deped.gov.ph

Introductory Message

This Self-Learning Module (SLM) is prepared so that you, our dear learners, can continue your studies and learn while at home. Activities, questions, directions, exercises, and discussions are clearly stated for you to understand each lesson.

Each SLM is composed of different parts. Each part shall guide you step-by-step as you discover and understand the lesson prepared for you.

A Pre-test is provided to measure your prior knowledge on lessons in each SLM. This will tell if you need to proceed on completing this module, or if you need to ask your facilitator's or your teacher's assistance for better understanding of the lesson. At the end of each module, you need to answer the post-test to self-check your learning. Answer keys are provided for each activity and test. We trust that you will be honest in using these.

In addition to the material in the main text, Notes to the Teachers are also provided to the facilitators and parents for strategies and reminders on how they can best help you on your home-based learning.

Please use this module with care. Do not put unnecessary marks on any part of this SLM. Use a separate sheet of paper in answering the exercises and tests. Read carefully the instructions before performing each task.

If you have any question about using this SLM or any difficulty in doing the tasks in this module, do not hesitate to consult your teachers or facilitator.

Thank you.

For the learner

Welcome to the English - Grade 2 Self-Learning Module (SLM) on Asking and Telling Sentences!

In this learning resource, you will have the opportunity to enjoy and successfully achieve relevant competencies at your own pace.

This module offers fun and meaningful opportunities for both guided and independent learning. You will engage with the material and become an active participant in your learning journey.

This module has the following parts and corresponding icons:



What I Need to Know

This gives you an idea of the skills or competencies you are expected to learn in the module.



What I Know

This part includes an activity that aims to check what you already know about the lesson to take. If you get all the answers correctly, you may decide to skip this part.



What's In

This is a brief drill or review to help you link the current lesson with the previous one.



What's New

In this portion, the new lesson is introduced to you in various ways such as through a story, a song, a poem, a problem opener, an activity or a situation.



What is It

This section provides a brief discussion of the lesson. This aims to help you discover and understand new concepts and skills.



What's More

This comprises activities for independent practice to concretize your understanding and skills about the topic. You may check the answers to the exercises using the Answer Key at the end of the module.



What I Have Learned

This includes questions or blank sentence/ paragraph to be filled in to process what you learned from the lesson.



What I Can Do

This section provides an activity which will help you transfer your new knowledge or skill into real life situations or events.



Assessment

This is a task which aims to evaluate your level of mastery in achieving the learning competency.



Additional Activities

In this portion, another activity is given to you to enrich your knowledge or skill of the lesson learned. It also ensures retention of learned concepts.

Answer Key

This contains answers to all activities in the module.

At the end of this module, you will also find:

References

This is a list of all sources used in developing this module.

The following are some reminders in using this module:

1. Use the module with care. Avoid unnecessary mark/s on any part of the module. Use a separate sheet of paper in answering the exercises.
2. Answer *What I Know* before moving on to the other activities included in the module.
3. Carefully read the instruction before doing each task.
4. Observe honesty and integrity in doing the tasks and in checking your answers.
5. Finish the task at hand before proceeding to the next.
6. Return this module to your teacher/facilitator once you are through with it.

If you encounter any difficulty in doing the tasks in this module, consult your teacher or facilitator. Always bear in mind that you are not alone. We hope that through this material, you will experience meaningful learning and gain a deep understanding of the relevant competencies.

For the facilitator

Welcome to the English Grade 2 Self-Learning Module on Asking and Telling Sentences!

The Curriculum Implementation Division (CID) through the Learning Resource Management Section (LRMS) launched this module in cooperation with the Division's Teacher Developers, Learning Resource Evaluators (LREs), Information and Technology Officer, and subject matter experts in Mathematics and English. This has been especially developed, quality-assured, and validated to enable you to help the learners overcome their educational obstacles—personal, social, and economic—while meeting the standards outlined in the MATATAG Curriculum.

This learning resource hopes to engage the learners in guided and independent learning activities. It further aims to help them acquire the needed 21st century skills while taking into consideration their needs and circumstances.

As a facilitator, you are expected to orient the learners on how to use this module. You also need to keep track of their progress while allowing them to manage their learning. In addition, you are enjoined to encourage and assist the learners as they do the tasks contained in the module.

ENGLISH

Quarter 2 - Module 5

Telling and Asking Sentences



What I Need to Know

At the end of the lesson, the learners are expected to:

1. Identify the parts of simple sentences: (who/what, what are they doing, when/where/how).

EN2GAGS-II-5

- a. telling sentences (declarative)
- b. asking sentences (interrogative)



What I Know

Directions: Write TS on the blank if it is a telling sentence and AS if it is an asking sentence on the space before the sentence.

____ 1. I love to read books.

____ 2. How about you, do you love to read books too?





____ 3. I am a grade 2 pupil.

____ 4. How about you, what grade are you in?

____ 5. Who is your teacher?

Lesson 1 – Telling and Asking Sentences



What's In

Directions: Identify the kind of pronoun underlined in each sentence. Choose the letter of your answer.

1. What is your name?

- a. Personal Pronoun c. Possessive Pronoun
- b. Interrogative Pronoun d. Pronoun

2. That bag is mine.

- a. Personal Pronoun c. Possessive Pronoun
- b. Interrogative Pronoun d. Pronoun

3. She is our new classmate.




- a. Personal Pronoun c. Possessive Pronoun
- b. Interrogative Pronoun d. Pronoun

4. I like your pink dress today.
a. Personal Pronoun c. Possessive Pronoun
b. Interrogative Pronoun d. Pronoun
5. Lito has a new bicycle. He rides it everyday.
a. Personal Pronoun c. Possessive Pronoun
b. Interrogative Pronoun d. Pronoun



What's New

Directions: Read the following words and tell what each picture shows.



Directions: Read the conversation of Maria, Pedro and Louie.



Maria: What did you get for Christmas, Pedro?

Pedro: I got a cool robot. It moves and talks.

Louie: That's awesome! I got a big art set with paints and crayons.

Maria: I got a new bike. It's red and shiny.

Pedro: Let us ride bikes together after school.

Louie: Yes, let's go.

Guide Questions:

1. What did Maria ask Pedro?

2. What did Pedro answer?

3. What did the children plan to do after school?



What is It

Tell: Let us again read the sentences in the conversation of Maria, Pedro and Louie.

Sentence A


- What did you get for Christmas, Pedro?

Sentences B

- I got a cool robot.
- It moves and talks.
- I got a big art set with paints and crayons.
- I got a new bike.
- It's red and shiny.
- Let us ride bikes together after school.

Ask: What do you notice in the sentences?

Sentences are also classified as **telling sentences** and **asking sentences**.



- A sentence that tells a fact or statement or gives information about a person, animal, place, or a thing is a **telling sentence**.
- It begins with a **capital letter** and ends with a **period**.


Example:

Ivy tells her story in front of the class.



Example:

We love to play at the park.



- A sentence that asks something or someone is called an **asking sentence**.
- It begins with a capital letter and ends with a **question mark (?)**.
- It usually starts with **who**, **what**, **when**, **where** and **how**.

What is your name?

Who is your mother?

Where are you going?





What's More

Directions: Identify the sentences. Write I on the blank if it is a telling sentence and A if it is an asking sentence.

____ 1. Ma'am Melanie is my teacher in grade 2.



____ 2. How are you?

____ 3. What is your name?

____ 4. Where is your bag?

____ 5. Alberto and I are friends.



What I have learned

Directions: Arrange the scrambled letters to complete the sentences below.

L I N G T E L

_____ sentence is a simple sentence that begins with a capital letter and ends with a period.

I N G A S K

An _____ sentence begins with a capital letter and ends with a question mark (?).



What I can do

Directions: Write I on the blank if it is a telling sentence and A if it is an asking sentence.

_____ 1. Ben is my classmate.

_____ 2. I have a pet cat.

_____ 3. Who is your father?

_____ 4. Where do you live?

_____ 5. Ana and I went to the flower shop.



Assessment

Directions: Write I on the blank if it is a telling sentence and A if it is an asking sentence.

_____ 1. I love to read books.

_____ 2. How about you, do you love to read books, too?



_____ 3. I am a grade 2 pupil.

_____ 4. How about you, what grade are you in?

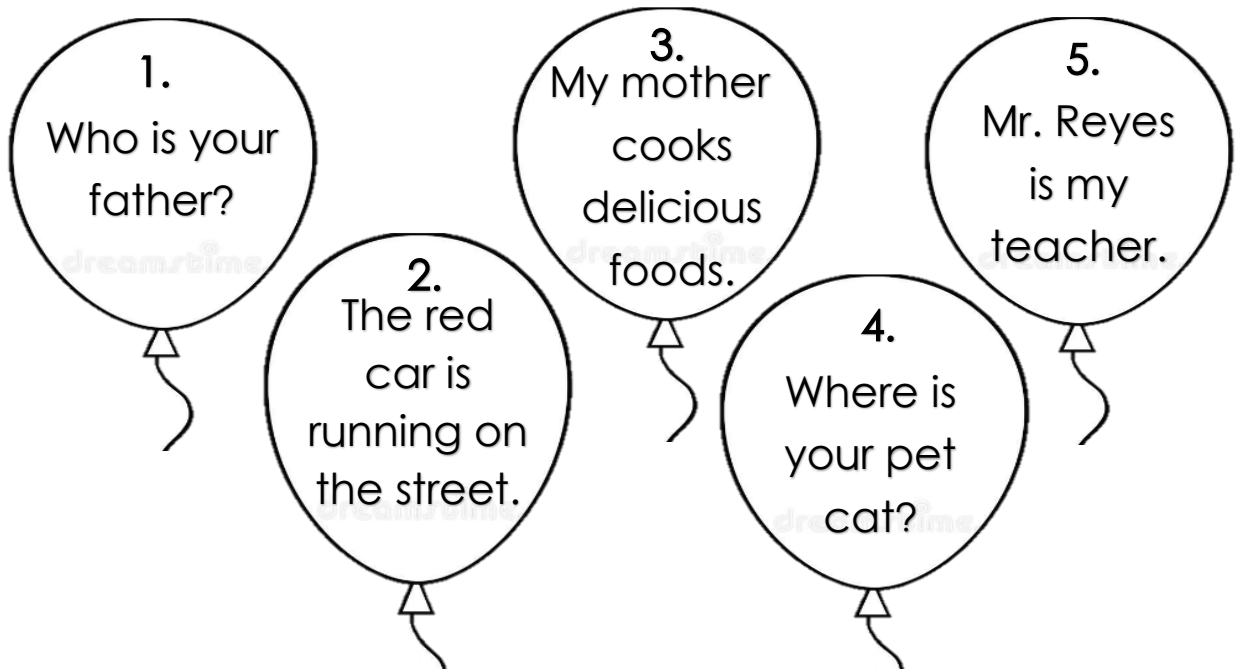
_____ 5. Who is your teacher?





Additional Activities

Directions: Read the sentences in the balloons and write all the telling sentences in column A and asking sentences in column B.



Column A TELLING SENTENCE	Column B ASKING SENTENCE

Answer Key

<p>What's New</p> <ol style="list-style-type: none">1. What did you get for Christmas Pedro?2. I got a cool robot. I moves and talks.3. They will do biking after class. / The children will do biking after class.	<p>Additional Activities</p> <table><tr><td>Column A</td><td>Column B</td></tr><tr><td>TELLING SENTENCE</td><td>ASKING SENTENCE</td></tr><tr><td>The red car is running on the street.</td><td>Who is your father?</td></tr><tr><td>My mother cooks delicious foods.</td><td>Where is your pet cat?</td></tr><tr><td>Mr. Reyes is my teacher.</td><td></td></tr></table>		Column A	Column B	TELLING SENTENCE	ASKING SENTENCE	The red car is running on the street.	Who is your father?	My mother cooks delicious foods.	Where is your pet cat?	Mr. Reyes is my teacher.	
Column A	Column B											
TELLING SENTENCE	ASKING SENTENCE											
The red car is running on the street.	Who is your father?											
My mother cooks delicious foods.	Where is your pet cat?											
Mr. Reyes is my teacher.												
<p>LESSON 1</p> <p>What's In</p> <ol style="list-style-type: none">1. b2. c3. a4. c5. a	<p>What I have Learned</p> <ol style="list-style-type: none">1. Telling2. Asking	<p>Assessment</p> <ol style="list-style-type: none">1. T2. A3. T4. A5. A										
<p>What I Know</p> <ol style="list-style-type: none">1. TS2. AS3. TS4. AS5. AS	<p>What's More</p> <ol style="list-style-type: none">1. TS2. AS3. AS4. AS5. TS	<p>What I Can Do</p> <ol style="list-style-type: none">1. T2. T3. A4. A5. T										

References

Department of Education (2023) MATATAG CURRICULUM English Grade 2

Online:

<https://www.planetspark.in/elements/english-grammar-telling-sentences-for-class-2>

<https://www.planetspark.in/elements/english-grammar-asking-sentences-for-class-2>

DISCLAIMER

This Self-learning Module (SLM) in **ENGLISH 2 Quarter 2 Module 5** titled **“Telling and Asking Sentences”** was developed by SDO TACURONG with the primary objective of preparing for and addressing the demands of the MATATAG Curriculum. Contents of this module were based on DepEd’s Learning Competencies anchored on the MATATAG Curriculum. This is a supplementary material to be used by all learners of Tacurong City in all public schools beginning SY 2024-2025. The process of LR development was observed in the production of this module. This is version **1.0**. We highly encourage feedback, comments, and recommendations.

For inquiries or feedback, please write or call:

**Schools Division Office of Tacurong City
Learning Resource Management Section (LRMS)**

Alunan Highway, Poblacion, Tacurong City 9800
Telephone Numbers: 0919-065-6425/064-562-4880
Email Address: tacurong.city@deped.gov.ph