

ENGLISH

Quarter 1 - Module 3



GOVERNMENT PROPERTY
NOT FOR SALE

ENGLISH - Grade 2
Quarter 1 - Module 3 Word Patterns: CVC Words
Self-Learning Module (SLM)
MATATAG Curriculum
First Edition, 2025

Republic Act 8293, section 176 states that: No copyright shall subsist in any work of the Government of the Philippines. However, prior approval of the government agency or office wherein the work is created shall be necessary for exploitation of such work for profit. Such agency or office may, among other things, impose as a condition the payment of royalties.

Borrowed materials (i.e., songs, stories, poems, pictures, photos, brand names, trademarks, etc.) included in this module are owned by their respective copyright holders. Every effort has been exerted to locate and seek permission to use these materials from their respective copyright owners. The publisher and authors do not represent nor claim ownership over them.

Development Team of the Module

Writer: Judy Mae L. Macapagal

Editor: Gengelyn Ochinang

Reviewer: Julius D. Celetaria

Illustrator: Ricky H. Dordas

Layout Artist: Joey M. Lozano

Art Designer: Cristy C. Narcilla

Management Team:

Gildo G. Mosqueda, CEO VI - Schools Division Superintendent

Gilbert B. Barrera, CESE - Assistant Schools Division Superintendent

Arlene Rosa G. Arquiza - Chief ES, Curriculum Implementation Division

Ivy P. Lamintao - Education Program Supervisor, LRMS

Julius D. Celetaria - Education Program Supervisor, English

Joey M. Lozano - Information Technology Officer I

Leonora R. Po - Project Development Officer II, LRMS

Delia P. Eliarda - Librarian II

Printed in the Philippines by
Schools Division Office of Tacurong City

Office Address: Alunan Highway, Poblacion, Tacurong City 9800

Telephone Numbers: 09190656425/064-562-4880

E-mail Address: tacurong.city@deped.gov.ph

Introductory Message

This Self-Learning Module (SLM) is prepared so that you, our dear learners, can continue your studies and learn while at home. Activities, questions, directions, exercises, and discussions are clearly stated for you to understand each lesson.

Each SLM is composed of different parts. Each part shall guide you step-by-step as you discover and understand the lesson prepared for you.

A Pre-test is provided to measure your prior knowledge on lessons in each SLM. This will tell if you need to proceed on completing this module, or if you need to ask your facilitator's or your teacher's assistance for better understanding of the lesson. At the end of each module, you need to answer the post-test to self-check your learning. Answer keys are provided for each activity and test. We trust that you will be honest in using these.

In addition to the material in the main text, Notes to the Teachers are also provided to the facilitators and parents for strategies and reminders on how they can best help you on your home-based learning.

Please use this module with care. Do not put unnecessary marks on any part of this SLM. Use a separate sheet of paper in answering the exercises and tests. Read carefully the instructions before performing each task.

If you have any question about using this SLM or any difficulty in doing the tasks in this module, do not hesitate to consult your teachers or facilitator.

Thank you.

For the learner

Welcome to the English - Grade 2 Self-Learning Module (SLM) on Word Patterns: CVC Words!

In this learning resource, you will have the opportunity to enjoy and successfully achieve relevant competencies at your own pace.

This module offers fun and meaningful opportunities for both guided and independent learning. You will engage with the material and become an active participant in your learning journey.

This module has the following parts and corresponding icons:



What I Need to Know

This gives you an idea of the skills or competencies you are expected to learn in the module.



What I Know

This part includes an activity that aims to check what you already know about the lesson to take. If you get all the answers correctly, you may decide to skip this part.



What's In

This is a brief drill or review to help you link the current lesson with the previous one.



What's New

In this portion, the new lesson is introduced to you in various ways such as through a story, a song, a poem, a problem opener, an activity or a situation.



What is It

This section provides a brief discussion of the lesson. This aims to help you discover and understand new concepts and skills.



What's More

This comprises activities for independent practice to concretize your understanding and skills about the topic. You may check the answers to the exercises using the Answer Key at the end of the module.

**What I Have Learned**

This includes questions or blank sentence/ paragraph to be filled in to process what you learned from the lesson.

**What I Can Do**

This section provides an activity which will help you transfer your new knowledge or skill into real life situations or events.

**Assessment**

This is a task which aims to evaluate your level of mastery in achieving the learning competency.

**Additional Activities**

In this portion, another activity is given to you to enrich your knowledge or skill of the lesson learned. It also ensures retention of learned concepts.

Answer Key

This contains answers to all activities in the module.

At the end of this module, you will also find:

References

This is a list of all sources used in developing this module.

The following are some reminders in using this module:

1. Use the module with care. Avoid unnecessary mark/s on any part of the module. Use a separate sheet of paper in answering the exercises.
2. Answer *What I Know* before moving on to the other activities included in the module.
3. Carefully read the instructions before doing each task.
4. Observe honesty and integrity in doing the tasks and in checking your answers.
5. Finish the task at hand before proceeding to the next.
6. Return this module to your teacher/facilitator once you are through with it.

If you encounter any difficulty in doing the tasks in this module, consult your teacher or facilitator. Always bear in mind that you are not alone. We hope that through this material, you will experience meaningful learning and gain a deep understanding of the relevant competencies.

For the facilitator

Welcome to the English Grade 2 Self-Learning Module on Word Patterns: CVC Words!

The Curriculum Implementation Division (CID) through the Learning Resource Management Section (LRMS) launched this module in cooperation with the Division's Teacher Developers, Learning Resource Evaluators (LREs), Information and Technology Officer, and subject matter experts in Mathematics and English. This has been especially developed, quality-assured, and validated to enable you to help the learners overcome their educational obstacles—personal, social, and economic—while meeting the standards outlined in the MATATAG Curriculum.

This learning resource hopes to engage the learners in guided and independent learning activities. It further aims to help them acquire the needed 21st century skills while taking into consideration their needs and circumstances.

As a facilitator, you are expected to orient the learners on how to use this module. You also need to keep track of their progress while allowing them to manage their learning. In addition, you are enjoined to encourage and assist the learners as they do the tasks contained in the module.

ENGLISH

Quarter 1 Module 3

Word Patterns: CVC Words



What I Need to Know

This module was designed and written with you in mind. It is here to help you master the Word Patterns: CVC, Comprehending Informational Text, Use simple sentences with proper intonation, Use content specific words in Mathematics and Express ideas about one's experiences. The scope of this module permits it to be used in many different learning situations. The language used recognizes the diverse vocabulary level of students. The lessons are arranged to follow the standard sequence of the course. But the order in which you read them can be changed to correspond with the textbook you are now using.

This module focuses on:

EN2PWS-1-3 Read words accurately and automatically according to word patterns (initial, final, medial)

EN2VWK-1-3 Use content specific words in Mathematics (basic symbols and terminologies: money, addition and subtraction)

EN2GAGS-1-3 Use simple sentences with proper intonation (pitch)

EN2CAT-1-3 Comprehend Informational Texts

1. Note at least three significant details in informational texts

EN2CCT-1-3 Express ideas about one's experiences

1. Oneself and family

Lesson 1 - Word Patterns: CVC Words



What I Know

Write YES if the word has CVC pattern and NO if it does not have. Write your answer in your notebook.

- 1. man
- 2. she
- 3. kid
- 4. pet
- 5. old



What's In

Write the missing letters of the English alphabet. Write your answer in your notebook.

Aa	Bb	Cc	_____	Ee	Ff	Gg
Hh	_____	Jj	Kk	Ll	Mm	_____
Oo	Pp	_____	Rr	Ss	Tt	Uu
Vv	Ww	Xx	_____	Zz		



What's New

Let's read a story!

Gifts for Sam

by: Judy Mae L. Macapagal

Today is Sam's birthday.
Everyone has a gift for his big day!
Father gives him a top to play.
Sister gives him a pen and says,
"Don't lose it, okay?"
Brother gives him a kit,
He can use it when he is sick.

Lastly, mother gives him a mug.
Sam gives his family a big hug,
Because he got the best gifts he ever had.

Ask the following questions:

1. Look for the words with only three letters.

Learners expected answers:

Sam	big	top	pen
him	kit	can	hug
had	mug	got	set

2. What sound do you hear at the beginning of each word? How about in the middle? At the end?
3. What are the words with short /a/ sound?
4. What are the words with short /e/ sound?
5. What are the words with short /i/ sound?
6. What are the words with short /o/ sound?
7. What are the words with short /u/ sound?



What is It

CVC is the acronym for **c**onsonant, **v**owel, **c**onsonant. In here, words following this pattern are composed of three (3) letters. The first or initial letter is a consonant, the second or medial letter is a vowel, and the last or final letter is a consonant.

The alphabet is divided into two groups: **Vowels** and **Consonants**

The letters that belong to VOWELS are: a, e, i, o, u

The letters that belong to CONSONANTS are: b, c, d, f, g, h, j, k, l, m, n, p, q, r, s, t, v, w, x, y, z

The alphabet is used to make a word with a CVC pattern.

- Read the CVC words with short /a/ sound:

Sam has had can

- Read the CVC words with short /e/ sound:

set pen

- Read the CVC words with short /i/ sound:

kit his him

- Read the CVC words with short /o/ sound:

top got

- Read the CVC words with short /u/ sound:


mug hug




What's More

Activity 1. Write the missing letter that will complete the CVC words associated with the pictures. Write your answer in your notebook.

1. ___at



4. ___og



2. ___ed



5. ___ub



3. ___in



Activity 2. Complete each word by supplying the missing letter. Choose your answer inside the box. Write your answer in your notebook.

a

e

i

o

u

1. b___g



4. k___t



2. p___n



5. m___g



3. t___p



Activity 3. Match the picture in **Column A** with its correct ending sound in **Column B**. Write the letter of your answer in your notebook.

A

B



a. /n/



b. /t/



c. /b/



d. /g/



e. /d/



What I have learned

Remember:

CVC is the acronym for **c**_____**n**sonant, **v**owel, **c**onsonant.

The alphabet is divided into two groups: **Vowels** and **Consonants**

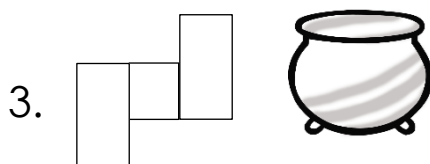
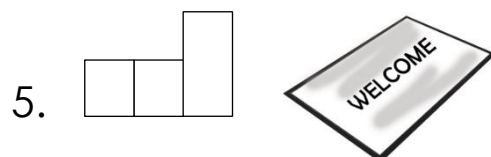
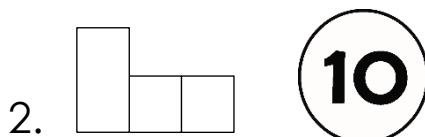
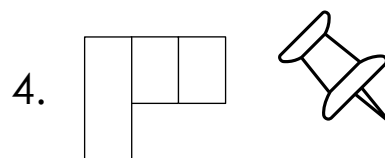
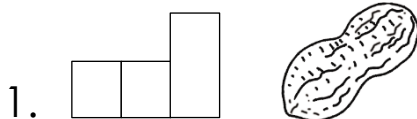
The letters that belong to VOWELS are: a, e, i, o, u

The letters that belong to CONSONANTS are:
b, c, d, f, g, h, j, k, l, m, n, p, q, r, s, t, v, w, x, y, z



What I can do

Write the names of the following pictures. Write your answer in your notebook.





Assessment

Read each CVC word inside the box then complete the sentence by writing the correct answer in your notebook.

ten	sun	bag
hot	wig	hug

1. My father loves to drink _____ coffee every morning.
2. _____ comes after nine.
3. I wear _____ to make my hair longer.
4. Jen gives me a _____ because she loves me.
5. I put my pencil inside my _____.



Additional Activities

Write a simple sentence using the following CVC words.
Write your answer in your notebook.

1. man

2. pet

3. kid

4. pot

5. hut

Lesson 2 - Comprehend Informational Text



What I Know

Read the sentences below. Write the letter of your answer in your notebook.

1. Ken has a pen. Who has a pen?
a. Ben b. Jen c. Ken d. Len
2. The man is in the van. Where is the man?
a. in the van
b. in the car
c. in the box
d. in the bin
3. The top is in the pot. What is in the pot?
a. bat b. top c. cup d. hen
4. Kit sits on the bed. Who sits on the bed?
a. Mik b. Yen c. Ron d. Kit
5. Bob hides in the bin. Where does Bob hide?
a. in the bin
b. in the den
c. in the tub
d. in the cab



What's In

Identify the correct word for each picture. Write your answer in your notebook.




1. man van can pan




2. leg beg keg peg



3. fit hit pit sit



4. fog log jog hog



5. sun fun bun run



What's New

Read the short story and note the important details to answer the questions below.


Unlocking of Difficulties:



pills



bills



cat



Jet

Jet's Favorite Pet

by: Judy Mae L. Macapagal

Jet has a pet. Her pet is a cat. She named it Pat. Jet loves Pat so much. One day, Pat got sick. Jet is so worried for her cat. Father gave Jet two ₱50.00 bills a sum of ₱100.00 to buy pills and food in the store.

Jet buys pills for Pat, it costs ₱60.00. She also buys food for Pat, it costs ₱40.00. All together she paid ₱100.00 for Pat's pill and food. Since her ₱100.00 was taken away by 100, nothing was left to her.

Pat, the cat eats his food and pills. Jet is so happy. Her favorite pet is no longer sick.

Activity 1. Answer the following questions. Choose your answer inside the box. Write your answer in your notebook.

Jet	Pat	got sick
subtract	store	add

1. Who has a cat?

2. What happened to Pat?

3. Where did Jet buy food and pills for Pat?

4. What do you mean by “all together”?

5. What does “take away” mean?



What is It

Reading is important. We can get information in a text through reading. It develops our minds to think more and more.

What answers a thing.

Where answers a place.

Who answers a name of a person or animals in the story.

What, Where, and Who are asking words. By answering these questions, we can get important information in a text.

Specific words in Mathematics
(basic symbol and terminologies)

₱ - Peso sign

Addition

add all together sum
plus increased by

Subtraction

minus deduct
decrease take away



What's More

Activity 1. Read the sentences below. Write the letter of your answer in your notebook.

1. Jet has a pet. Who has a pet?
a. Beb b. Zen c. Jet d. Lev

2. The cat is on the mat. Where is the cat?
a. on the pot
b. on the rug
c. on the hat
d. on the mat

3. Jet named her cat Pat. What is the name of the cat?
a. she b. Pat c. cat d. Jet

4. She buys food and pill. What does she buy?
a. food and pill
b. food and milk
c. fish and pill
d. fish and milk

5. Jet buys food in the store. Where does she buy a food?
a. in the street
b. in the house
c. in the mall
d. in the store

Activity 2. Read the sentences below. Identify what is asked by writing the letter of your answer in your notebook.

- a. what
- b. who
- c. where
- d. all together
- e. take away

- _____ 1. It is an asking word that answers a name of a person or animals.
- _____ 2. It is another term for subtraction.
- _____ 3. It is another term for addition.
- _____ 4. It is an asking word that answers a place.
- _____ 5. It is an asking word that answers a thing.



What I have learned

Remember this:

What answers a thing.

Where answers a place.

Who answers a name of a person or animals in the story.

What, Where, and Who are asking words. By answering these questions, we can get important information in a text.



What I can do

Answer what is asked below. Write your answer in your notebook.

1. Draw your favorite pet.

2. What is the name of your pet?

3. Where do you usually play with your pet?

4. What do you do when your pet is sick?

5. Who helps you to take care of your pet?



Assessment

Read the short story.

Jad's New Mat and Cap

by Judy Mae L. Macapagal

Jad is sad. He wanted to have a mat and cap. His sister Nat buys him a red mat. His brother Rap buys him a blue cap. Jad has a new mat and cap. He keeps them in his box. Now, Jad is a happy lad.

Read the following questions. Write the letter of your answer in your notebook.

1. Who has a new mat and cap?
a. Rap b. Kat c. Jad d. Nat
2. What is the color of the cap?
a. blue b. black c. red d. yellow
3. Where did he keep his new mat and cap?
a. in the bag b. in the box c. in the bin d. in the kit
4. Who is Jad's brother?
a. Jad b. Kat c. Pam d. Rap
5. What did Nat buy for Jad?
a. black pen b. blue cap c. pink shirt d. red mat



Additional Activities

Read the sentences below. Answer the questions and write your answer in your notebook.

1. Sam has an Ube jam. Who has an Ube jam?

2. Min puts jam on her bread. Where did Min put her jam?

3. Rob has a blue kit. What is the color of his kit?

4. Bob hid behind the tree. Where did Bod hide?

5. Pin loves to play clay. Who loves to play clay?

Answer Key

Lesson 1

<p>What I Know</p> <p>1. YES 2. NO 3. YES 4. YES 5. NO</p>	<p>What's In</p> <p>Dd Ii Nn Qq Yy</p>	<p>What's More</p> <p>1 Activity 2 Activity 3 Activity</p> <p>1.c 1.a 2.b 2.e 3.p 3.o 4.l 4.i 5.t 5.u 5.b</p>	<p>What I Can Do</p> <p>1. nut 2. ten 3. pot 4. pin 5. mat</p>
<p>Assessment</p> <p>1. hot 2. ten 3. wig 4. hug 5. bag</p>	<p>Additional Activities</p> <p>Depends on the learner's answer</p>		

Lesson 2

<p>What I Know</p> <p>1. c 2. a 3. b 4. d 5. a</p>	<p>What's In</p> <p>1. van 2. leg 3. pit 4. log 5. sun</p>	<p>What's New</p> <p>1. Jet 2. got sick 3. store 4. add 5. subtract</p>	<p>What's More</p> <p>1 Activity 2 Activity</p> <p>1.c 1.b 2.d 2.e 3.b 3.d 4.a 4.c 5.d 5.o</p>	<p>What I Can Do</p> <p>Depends on the learner's answer</p>
<p>Assessment</p> <p>1. c 2. a 3. b 4. d 5. d</p>	<p>Additional Activities</p> <p>1. Sam 2. on her bread 3. blue 4. behind the tree 5. pin</p>			

References

- Philippine fifty-peso note - Wikipedia
- Grethel U. Dela Cruz, Christine Ballarta, SLM Q4 M1, <https://bit.ly/SOXslms>, date accessed September 14, 2024
- Amalia M. Dela Pieza, SLM Q4 M7, <https://bit.ly/SOXslms>, date accessed September 14, 2024

DISCLAIMER

This Self-learning Module (SLM) in **ENGLISH 2 - Quarter 1 Module 3** titled **“Word Patterns: CVC Words”** was developed by SDO Tacurong with the primary objective of preparing for and addressing the demands of the MATATAG Curriculum. Contents of this module were based on DepEd’s Learning Competencies anchored on the MATATAG Curriculum. This is a supplementary material to be used by all learners of Tacurong City in all public schools beginning SY 2024-2025. The process of LR development was observed in the production of this module. This is version **1.0**. We highly encourage feedback, comments, and recommendations.

For inquiries or feedback, please write or call:

**Schools Division Office of Tacurong City
Learning Resource Management Section (LRMS)**

Alunan Highway, Poblacion, Tacurong City 9800
Telephone Numbers: 09190656425/064-562-4880
Email Address: tacurong.city@deped.gov.ph