

ENGLISH

Quarter 1 - Module 4



GOVERNMENT PROPERTY
NOT FOR SALE

ENGLISH - Grade 2
Quarter 1 - Module 4 Nouns
Self-Learning Module (SLM)
MATATAG Curriculum
First Edition, 2025

Republic Act 8293, section 176 states that: No copyright shall subsist in any work of the Government of the Philippines. However, prior approval of the government agency or office wherein the work is created shall be necessary for exploitation of such work for profit. Such agency or office may, among other things, impose as a condition the payment of royalties.

Borrowed materials (i.e., songs, stories, poems, pictures, photos, brand names, trademarks, etc.) included in this module are owned by their respective copyright holders. Every effort has been exerted to locate and seek permission to use these materials from their respective copyright owners. The publisher and authors do not represent nor claim ownership over them.

Development Team of the Module

Writer: Janifer P. Ponciano
Editor: Glenda Rose G. Yasin
Reviewer: Julius D. Celetaria
Illustrator: Rodella V. Clarito
Layout Artist: Joey M. Lozano
Art Designer: Cristy C. Narcilla
Management Team:
Gildo G. Mosqueda, CEO VI - Schools Division Superintendent
Gilbert B. Barrera, CESE - Assistant Schools Division Superintendent
Arlene Rosa G. Arquiza - Chief ES, Curriculum Implementation Division
Ivy P. Lamintao - Education Program Supervisor, LRMS
Julius D. Celetaria - Education Program Supervisor, English
Joey M. Lozano - Information Technology Officer I
Leonora R. Po - Project Development Officer II, LRMS
Delia P. Eliarda - Librarian II

Printed in the Philippines by
Schools Division Office of Tacurong City

Office Address: Alunan Highway, Poblacion, Tacurong City 9800
Telephone Numbers: 09190656425/064-562-4880
E-mail Address: tacurong.city@deped.gov.ph

Introductory Message

This Self-Learning Module (SLM) is prepared so that you, our dear learners, can continue your studies and learn while at home. Activities, questions, directions, exercises, and discussions are clearly stated for you to understand each lesson.

Each SLM is composed of different parts. Each part shall guide you step-by-step as you discover and understand the lesson prepared for you.

A Pre-test is provided to measure your prior knowledge about the lessons in each SLM. This will tell if you need to proceed on completing this module, or if you need to ask your facilitator's or your teacher's assistance for better understanding of the lesson. At the end of each module, you need to answer the post-test to self-check your learning. Answer keys are provided for each activity and test. We trust that you will be honest in using these.

In addition to the material in the main text, Note to the Facilitators is also provided to the facilitators and parents for strategies and reminders on how they can best help you on your home-based learning.

Please use this module with care. Do not put unnecessary marks on any part of this SLM. Use a separate sheet of paper in answering the exercises and tests. Read carefully the instructions before performing each task.

If you have any question in using this SLM or any difficulty in doing the tasks in this module, do not hesitate to consult your teachers or facilitator.

Thank you.

For the learner

Welcome to the English- Grade 2 Self-Learning Module (SLM) on Nouns!

In this learning resource, you will have the opportunity to enjoy and successfully achieve relevant competencies at your own pace.

This module offers fun and meaningful opportunities for both guided and independent learning. You will engage with the material and become an active participant in your learning journey.

This module has the following parts and corresponding icons:



What I Need to Know

This gives you an idea of the skills or competencies you are expected to learn in the module.



What I Know

This part includes an activity that aims to check what you already know about the lesson to take. If you get all the answers correctly, you may decide to skip this part.



What's In

This is a brief drill or review to help you link the current lesson with the previous one.



What's New

In this portion, the new lesson is introduced to you in various ways such as through a story, a song, a poem, a problem opener, an activity or a situation.



What is It

This section provides a brief discussion of the lesson. This aims to help you discover and understand new concepts and skills.



What's More

This comprises activities for independent practice to concretize your understanding and skills about the topic. You may check the answers to the exercises using the Answer Key at the end of the module.

**What I Have Learned**

This includes questions or blank sentence/ paragraph to be filled in to process what you learned from the lesson.

**What I Can Do**

This section provides an activity which will help you transfer your new knowledge or skill into real life situations or events.

**Assessment**

This is a task which aims to evaluate your level of mastery in achieving the learning competency.

**Additional Activities**

In this portion, another activity is given to you to enrich your knowledge or skill of the lesson learned. It also ensures retention of learned concepts.

Answer Key

This contains answers to all activities in the module.

At the end of this module, you will also find:

References

This is a list of all sources used in developing this module.

The following are some reminders in using this module:

1. Use the module with care. Avoid unnecessary mark/s on any part of the module. Use a separate sheet of paper in answering the exercises.
2. Answer *What I Know* before moving on to the other activities included in the module.
3. Carefully read the instructions before doing each task.
4. Observe honesty and integrity in doing the tasks and in checking your answers.
5. Finish the task at hand before proceeding to the next.
6. Return this module to your teacher/facilitator once you are through with it.

If you encounter any difficulty in doing the tasks in this module, consult your teacher or facilitator. Always bear in mind that you are not alone. We hope that through this material, you will experience meaningful learning and gain a deep understanding of the relevant competencies.

For the facilitator

Welcome to the (English Grade 2) Self-Learning Module (SLM) on Nouns!

The Curriculum Implementation Division (CID) through the Learning Resource Management Section (LRMS) launched this module in cooperation with the Division's Teacher Developers, Learning Resource Evaluators (LREs), Information and Technology Officer, and subject matter experts in Mathematics and English. This has been especially developed, quality-assured, and validated to enable you to help the learners overcome their educational obstacles—personal, social, and economic—while meeting the standards outlined in the MATATAG Curriculum.

This learning resource hopes to engage the learners in guided and independent learning activities. It further aims to help them acquire the needed 21st century skills while taking into consideration their needs and circumstances.

As a facilitator, you are expected to orient the learners on how to use this module. You also need to keep track of their progress while allowing them to manage their learning. In addition, you are enjoined to encourage and assist the learners as they do the tasks contained in the module.

ENGLISH

Quarter 1 - Module 4
Nouns



What I Need to Know

This module was designed and written with you in mind. It is here to help you master the different basic sight words and sentences. The scope of this module permits it to be used in many different learning situations. The language used recognizes the diverse vocabulary level of students. The lessons are arranged to follow the standard sequence of the course. But the order in which you read them can be changed to correspond with the textbook you are now using.

At the end of this module, you are expected to:

EN2VWK-I-4 Identify words with different functions:

- A. Common and Proper Nouns
- B. Gender

EN2GAGS-I-4 Sequence words to represent meaning in simple sentences.

1. telling sentences (declarative) L S

EN2CCT-I-4 Use basic sight words, high frequency, and content-specific words

Lesson 1 - Nouns



What I Know

Draw a triangle (\triangle) if the noun is a name of a person, square (\square) if it is a thing, star (\star) if it is a place, circle (\circ) if it is an animal, and heart (\heartsuit) if it is an event. Draw your answer on a separate sheet of paper.

- _____ 1. Talakudong Festival _____ 4. puppy
_____ 2. dress _____ 5. Gildo G. Mosqueda
_____ 3. Barangay Poblacion



What's In

Read the sentences and questions below. Then, write your answers in your notebook.

1. Sam has an ube jam. Who has an ube jam?

2. Min puts jam on her bread. Where does Min put her jam?

3. Rob has a blue kit. What is the color of his kit?

4. Bob hides behind the tree. Where does Bob hide?

5. Pin loves to play clay. Who loves to play clay?



What's New

Unlocking of Difficulties:

shivering - shaking slightly and uncontrollably.

explore - travel in or through to learn about or familiarize oneself with it.

Read the story.

Barok and the Lost Puppy: A Tale of Kindness

by: Janifer Prado Ponciano

Once upon a time, a kind boy named Barok lived in Tacurong City. He loved running, laughing with friends, and playing in the sunny fields.

One exciting morning, it was Barok's birthday! His family prepared a celebration with big balloons, delicious food, and a yummy cake.

Barok made a wish, then, his friends sang a "Happy Birthday" song. After that, he went to the fields. There, he found a lost puppy shivering in the grass! He gently picked it up and comforted it. Then, he looked for the owner of the puppy. Finally! Barok found the owner and he felt happy.

Soon, Barok and the puppy became the best of friends. They explored the fields together.





What is It

Read and answer the following questions. Write the letter of the correct answer in your notebook.

1. Who was the kind boy in the story?
a. Barok b. Tarok c. Batok d. Tasok
2. Where did Barok love to play?
a. Barok loved to play in the school.
b. Barok loved to play near the river.
c. Barok loved to play in the sunny fields.
d. Barok loved to play on the sand.
3. What did Barok find one morning?
a. a cat b. a puppy c. a rat d. a cow
4. How did Barok help the lost puppy?
a. Barok tied the puppy.
b. Barok ignored the puppy.
c. Barok refused to help the puppy.
d. Barok picked up the puppy and comforted it.
5. If you were Barok, how would you take care of a lost puppy?
a. I would feed it.
b. I would comfort it.
c. I would find a safe place for it.
d. All of the above



What's More

Nouns are naming words. They are names of persons, animals, places, things, and events.

Examples:

- persons - mother, father, Barok, Dra. Valdez
- animals - goat, rabbit, Bantay, Muning
- places - field, house, Tacurong City, Fitmart Mall
- things - cake, balloon, Monggol, Adidas
- events - birthday, festival, Christmas, New Year

Activity 1

Identify each noun below if it is a *person*, *place*, *thing*, *animal*, or *event*. Write your answers in your notebook.

- _____ 1. birthday
- _____ 2. Tacurong City
- _____ 3. Barok
- _____ 4. puppy
- _____ 5. balloon

Common nouns are common names of persons, things, places, animals, or events. They start with a small letter.

Examples:

persons - mother, father, teacher, doctor

animals - dog, cat, cow, rabbit

places - school, mall, market, church

things - cake, balloon, pencil, shoes

events - festival, birthday, wedding

Proper nouns are specific names of persons, things, places, animals, or events. They always start with a capital letter.

Examples:

persons - Barok, Ana, Jose P. Rizal

animals - Bantay, Muning, Bunny

places - Maria Z. Bayya Elementary School,
Barangay Carmen, Kimsan Plaza

things - Monggol, Nike, Pilot

events - Christmas, Independence Day,
Talakudong Festival

Activity 2

List down the nouns used in the story *“Barok and the Lost Puppy: A Tale of Kindness.”* Write them in your notebook labeled common and proper noun.

Common Noun	Proper Noun

Gender of a noun is the quality of a noun that indicates whether it is male, female, or common.

Activity 3

Identify the gender (male, female, or common) of the underlined words. Write your answers in your notebook.

_____ 1. My family prepared a birthday party.

_____ 2. My sister decorated our home.

_____ 3. My brother blew the balloons.



_____ 4. Mom baked a yummy cake.

_____ 5. Dad cooked delicious food.

Declarative Sentence is a sentence that tells about something. It ends with a period.

Examples: Barok loved running.
The puppy was lost.

Activity 4

Draw a heart  if the sentence is a declarative and a star  if it is not. Write your answers in your notebook.

- _____ 1. Barok was a kind boy.
- _____ 2. Yehey! I found a puppy!
- _____ 3. The puppy was afraid.
- _____ 4. Did Barok comfort the puppy?
- _____ 5. Barok and the puppy became best friends.

Activity 5: Scrambled Sentence

Unscramble the words or phrases by sequencing them to form a simple declarative sentence. Write your answers on your notebook.

- 1. Barok happy was.

- 2. He in the field played

- 3. He with friends laughed.

4. He his birthday celebrated.

5. He a wish made.

High frequency words are words which occur most frequently in a written material.

Examples: a, in, and, the, it

Activity 6

Use the appropriate high-frequency word to complete the sentence. Choose your answer from the box and write it on a separate sheet.

a	it	the	and	in
---	----	-----	-----	----

1. Ana lived _____ Barangay Tina.
2. Mother prepared a cake _____ balloons for her birthday.
3. She found a cat and took care of _____.
4. Kitten was _____ playful cat.
5. Ana and _____ cat played together.



What I have learned

Nouns are naming words. They are names of persons, animals, places, things, and events.

Common nouns are common names of people, things, places, animals, or events. They start with a small letter.

Proper nouns are specific names of people, things, places, animals, or events. They always start with a capital letter.

Gender is the quality of a noun that indicates whether it is male, female, or common.

A **declarative sentence** is a sentence that tells about something. It ends with a period.

High-frequency words are words that occur most frequently in written material.



What I can do

Activity 1

Identify the word if it is a **common noun** or a **proper noun**. Write your answers in your notebook.

- _____ 1. Kimsan Plaza
- _____ 2. kitten
- _____ 3. Ana
- _____ 4. bread
- _____ 5. festival

Activity 2

Under the sentence column, write **D** if it is a **Declarative** and **ND** if it is not. Under the gender column, write **M** if the underlined noun is a male, **F** if female, and **C** if common. Write your answers on a separate sheet of paper. The first one is done for you.

	Sentence	Gender
<u>Ana</u> is excited for the festival.	D	F
1. Yehey! Our <u>family</u> will go to the festival!		
2. My <u>father</u> buys a dress for me.		
3. My <u>mother</u> puts a ribbon in my hair.		
4. My <u>sister</u> prepares snacks for us.		
5. Will my <u>friends</u> go there, too?		



Assessment

Identify the letter of the correct answer. Write your answer in your notebook.

1. The puppy was shivering. The underlined word in the sentence is a _____.
 - a. gender
 - b. proper noun
 - c. common noun
 - d. high frequency word

2. Barok loved playing. The underlined word in the sentence is a _____.
 - a. gender
 - b. proper noun
 - c. common noun
 - d. high frequency word





















3. What is the gender of Barok?
 - a. male
 - b. female
 - c. common
 - d. none of the above

4. Which of the following is a high-frequency word?
 - a. his
 - b. her
 - c. the
 - d. when

5. Which of the following has the correct sequence of words?
 - a. Ana was a lovely girl.
 - b. She to the plaza went.
 - c. She a new dress wore.
 - d. She in her hair used a ribbon.

Answer Key

Lesson 1

What I Know	<p>1.  1. a</p> <p>2.  2. on her bread</p> <p>3.  3. blue behind the tree</p> <p>4.  4. Pin</p> <p>5.  5.</p>	What's In	<p>1. a</p> <p>2. c</p> <p>3. b</p> <p>4. d</p> <p>5. d</p>	What is It?	<p>Activity 1</p> <p>1. event</p> <p>2. place</p> <p>3. person</p> <p>4. animal</p> <p>5. thing</p> <p>Activity 3</p> <p>1. common</p> <p>2. female</p> <p>3. male</p> <p>4. female</p> <p>5. male</p> <p>Activity 4</p> <p>1. </p> <p>2. </p> <p>3. </p> <p>4. </p> <p>5. </p> <p>Activity 5</p> <p>1. Barok was happy</p> <p>2. He played in the field.</p> <p>3. He laughed with friends.</p> <p>4. He celebrated his birthday.</p> <p>5. He made a wish.</p> <p>Activity 6</p> <p>1. in</p> <p>2. and</p> <p>3. it</p> <p>4. a</p> <p>5. the</p>	What's More	<p>Activity 1</p> <p>1. Proper noun</p> <p>2. Common noun</p> <p>3. Proper noun</p> <p>4. Common noun</p> <p>5. Common noun</p> <p>Activity 2</p> <p>1. ND - C</p> <p>2. D - M</p> <p>3. D - F</p> <p>4. D - f</p> <p>5. ND - C</p> <p>Activity 3</p> <p>1. common</p> <p>2. female</p> <p>3. male</p> <p>4. female</p> <p>5. male</p> <p>Activity 4</p> <p>1. </p> <p>2. </p> <p>3. </p> <p>4. </p> <p>5. </p> <p>Activity 5</p> <p>1. Barok was happy</p> <p>2. He played in the field.</p> <p>3. He laughed with friends.</p> <p>4. He celebrated his birthday.</p> <p>5. He made a wish.</p> <p>Activity 6</p> <p>1. in</p> <p>2. and</p> <p>3. it</p> <p>4. a</p> <p>5. the</p>	What I Can Do	<p>Activity 1</p> <p>1. Proper noun</p> <p>2. Common noun</p> <p>3. Proper noun</p> <p>4. Common noun</p> <p>5. Common noun</p> <p>Activity 2</p> <p>1. ND - C</p> <p>2. D - M</p> <p>3. D - F</p> <p>4. D - f</p> <p>5. ND - C</p> <p>Activity 3</p> <p>1. common</p> <p>2. female</p> <p>3. male</p> <p>4. female</p> <p>5. male</p> <p>Activity 4</p> <p>1. </p> <p>2. </p> <p>3. </p> <p>4. </p> <p>5. </p> <p>Activity 5</p> <p>1. Barok was happy</p> <p>2. He played in the field.</p> <p>3. He laughed with friends.</p> <p>4. He celebrated his birthday.</p> <p>5. He made a wish.</p> <p>Activity 6</p> <p>1. in</p> <p>2. and</p> <p>3. it</p> <p>4. a</p> <p>5. the</p>	Assessment	<p>1. c</p> <p>2. b</p> <p>3. a</p> <p>4. c</p> <p>5. a</p>
-------------	--------------------------------------------------------------------------------------------------------------------------------------------------------------------------------------------------------------------------------------------------------------------------------------------------------------------------------------------------------------------------------------------------------------------------------------------------------------------------------------------------------------------------------------------------------	-----------	-------------------------------------------------------------	-------------	------------------------------------------------------------------------------------------------------------------------------------------------------------------------------------------------------------------------------------------------------------------------------------------------------------------------------------------------------------------------------------------------------------------------------------------------------------------------------------------------------------------------------------------------------------------------------------------------------------------------------------------------------------------------------------------------------------------------------------------------------------------------------------------------------------------------------------------------------------------------------------------------------------------------------------------------------------------------------------	-------------	--------------------------------------------------------------------------------------------------------------------------------------------------------------------------------------------------------------------------------------------------------------------------------------------------------------------------------------------------------------------------------------------------------------------------------------------------------------------------------------------------------------------------------------------------------------------------------------------------------------------------------------------------------------------------------------------------------------------------------------------------------------------------------------------------------------------------------------------------------------------------------------------------------------------------------------------------------------------------------------------------------------------------------------------------------------------------------------------------------------------	---------------	--------------------------------------------------------------------------------------------------------------------------------------------------------------------------------------------------------------------------------------------------------------------------------------------------------------------------------------------------------------------------------------------------------------------------------------------------------------------------------------------------------------------------------------------------------------------------------------------------------------------------------------------------------------------------------------------------------------------------------------------------------------------------------------------------------------------------------------------------------------------------------------------------------------------------------------------------------------------------------------------------------------------------------------------------------------------------------------------------------------------	------------	-------------------------------------------------------------

DISCLAIMER

This Self-learning Module (SLM) in **ENGLISH 2 - Quarter 1 Module 1** titled **“Nouns”** was developed by SDO Tacurong with the primary objective of preparing for and addressing the demands of the MATATAG Curriculum. Contents of this module were based on DepEd’s Learning Competencies anchored on the MATATAG Curriculum. This is a supplementary material to be used by all learners of Tacurong City in all public schools beginning SY 2024-2025. The process of LR development was observed in the production of this module. This is version **1.0**. We highly encourage feedback, comments, and recommendations.

For inquiries or feedback, please write or call:

**Schools Division Office of Tacurong City
Learning Resource Management Section (LRMS)**

Alunan Highway, Poblacion, Tacurong City 9800
Telephone Numbers: 09190656425/064-562-4880
Email Address: tacurong.city@deped.gov.ph