

# ENGLISH

## Quarter 1 - Module 6



**ENGLISH - Grade 2**  
**Quarter 1 - Module 6 Writing Words and Simple Sentences Legibly and**  
**Correctly Using Correct Capitalization and Punctuation**  
**Self-Learning Module (SLM)**  
**MATATAG Curriculum**  
**First Edition, 2025**

**Republic Act 8293, section 176** states that: No copyright shall subsist in any work of the Government of the Philippines. However, prior approval of the government agency or office wherein the work is created shall be necessary for exploitation of such work for profit. Such agency or office may, among other things, impose as a condition the payment of royalties.

Borrowed materials (i.e., songs, stories, poems, pictures, photos, brand names, trademarks, etc.) included in this module are owned by their respective copyright holders. Every effort has been exerted to locate and seek permission to use these materials from their respective copyright owners. The publisher and authors do not represent nor claim ownership over them.

**Development Team of the Module**

**Writer: Jane A. Bulaqueña**  
**Editor: Wendy Lynn G. Conejar**  
**Reviewer: Julius D. Celetaria**  
**Illustrator:**  
**Layout Artist: Joey M. Lozano**  
**Art Designer: Cristy C. Narcilla**  
**Management Team:**

**Gildo G. Mosqueda, CEO VI - Schools Division Superintendent**  
**Gilbert B. Barrera, CESE - Assistant Schools Division Superintendent**  
**Arlene Rosa G. Arquiza - Chief ES, Curriculum Implementation Division**  
**Ivy P. Lamintao - Education Program Supervisor, LRMS**  
**Julius D. Celetaria - Education Program Supervisor, English**  
**Rona L. Bred - Education Program Supervisor, Mathematics**  
**Joey M. Lozano - Information Technology Officer I**  
**Leonora R. Po - Project Development Officer II, LRMS**  
**Delia P. Eliarda - Librarian II**

**Printed in the Philippines by**  
**Schools Division Office of Tacurong City**

Office Address: Alunan Highway, Poblacion, Tacurong City 9800  
Telephone Numbers: 09190656425/064-562-4880  
E-mail Address: tacurong.city@deped.gov.ph

# Introductory Message

This Self-Learning Module (SLM) is prepared so that you, our dear learners, can continue your studies and learn while at home. Activities, questions, directions, exercises, and discussions are clearly stated for you to understand each lesson.

Each SLM is composed of different parts. Each part shall guide you step-by-step as you discover and understand the lesson prepared for you.

A Pre-test is provided to measure your prior knowledge on lessons in each SLM. This will tell if you need to proceed on completing this module, or if you need to ask your facilitator's or your teacher's assistance for better understanding of the lesson. At the end of each module, you need to answer the post-test to self-check your learning. Answer keys are provided for each activity and test. We trust that you will be honest in using these.

In addition to the material in the main text, Notes to the Teachers are also provided to the facilitators and parents for strategies and reminders on how they can best help you on your home-based learning.

Please use this module with care. Do not put unnecessary marks on any part of this SLM. Use a separate sheet of paper in answering the exercises and tests. Read carefully the instructions before performing each task.

If you have any question about using this SLM or any difficulty in doing the tasks in this module, do not hesitate to consult your teachers or facilitator.

Thank you.

## For the learner

Welcome to the English - Grade 2 Self-Learning Module (SLM) on Writing Words and Simple Sentences Legibly and Correctly Using Correct Capitalization and Punctuation!

In this learning resource, you will have the opportunity to enjoy and successfully achieve relevant competencies at your own pace.

This module offers fun and meaningful opportunities for both guided and independent learning. You will engage with the material and become an active participant in your learning journey.

This module has the following parts and corresponding icons:



### **What I Need to Know**

This gives you an idea of the skills or competencies you are expected to learn in the module.



### **What I Know**

This part includes an activity that aims to check what you already know about the lesson to take. If you get all the answers correctly, you may decide to skip this part.



### **What's In**

This is a brief drill or review to help you link the current lesson with the previous one.



### **What's New**

In this portion, the new lesson is introduced to you in various ways such as through a story, a song, a poem, a problem opener, an activity or a situation.



### **What is It**

This section provides a brief discussion of the lesson. This aims to help you discover and understand new concepts and skills.



### **What's More**

This comprises activities for independent practice to concretize your understanding and skills about the topic. You may check the answers to the exercises using the Answer Key at the end of the module.

**What I Have Learned**

This includes questions or blank sentence/ paragraph to be filled in to process what you learned from the lesson.

**What I Can Do**

This section provides an activity which will help you transfer your new knowledge or skill into real life situations or events.

**Assessment**

This is a task which aims to evaluate your level of mastery in achieving the learning competency.

**Additional Activities**

In this portion, another activity is given to you to enrich your knowledge or skill of the lesson learned. It also ensures retention of learned concepts.

**Answer Key**

This contains answers to all activities in the module.

At the end of this module, you will also find:

**References**

This is a list of all sources used in developing this module.

The following are some reminders in using this module:

1. Use the module with care. Avoid unnecessary mark/s on any part of the module. Use a separate sheet of paper in answering the exercises.
2. Answer *What I Know* before moving on to the other activities included in the module.
3. Carefully read the instructions before doing each task.
4. Observe honesty and integrity in doing the tasks and in checking your answers.
5. Finish the task at hand before proceeding to the next.
6. Return this module to your teacher/facilitator once you are through with it.

If you encounter any difficulty in doing the tasks in this module, consult your teacher or facilitator. Always bear in mind that you are not alone. We hope that through this material, you will experience meaningful learning and gain a deep understanding of the relevant competencies.

## For the facilitator

Welcome to the (English Grade 2) Self-Learning Module on (Writing Words and Simple Sentences Legibly and Correctly Using Correct Capitalization and Punctuation)!

The Curriculum Implementation Division (CID) through the Learning Resource Management Section (LRMS) launched this module in cooperation with the Division's Teacher Developers, Learning Resource Evaluators (LREs), Information and Technology Officer, and subject matter experts in Mathematics and English. This has been especially developed, quality-assured, and validated to enable you to help the learners overcome their educational obstacles—personal, social, and economic—while meeting the standards outlined in the MATATAG Curriculum.

This learning resource hopes to engage the learners in guided and independent learning activities. It further aims to help them acquire the needed 21<sup>st</sup> century skills while taking into consideration their needs and circumstances.

As a facilitator, you are expected to orient the learners on how to use this module. You also need to keep track of their progress while allowing them to manage their learning. In addition, you are enjoined to encourage and assist the learners as they do the tasks contained in the module.

# ENGLISH

## Quarter 1 - Module 6

Writing Words and Simple Sentences  
Legibly and Correctly Using Correct  
Capitalization and Punctuation



## What I Need to Know

This module was designed and written with you in mind. The scope of this module will help you master how to write words and sentences legibly and correctly using correct capitalization and punctuation. We hope that through this learning material, you will have a meaningful learning experience and gain a deep understanding of the relevant competencies. You can do it!

Essential Learning Competency:

- **EN2VWK-I-6** Write words legibly and correctly (based on word patterns)
- **EN2GAGS-I-6** Use correct capitalization and punctuation for simple sentences.
- **EN2CCT-I-6** Compose texts to react to a topic.

After going through with this module, you are expected to:

1. Write words legibly and correctly
2. Use correct capitalization and punctuation for telling sentences and;
3. Compose a text using correct capitalization and punctuation.

# Lesson 1 - Writing Words and Simple Sentences Legibly and Correctly Using Correct Capitalization and Punctuation



## What I Know

Hello, learning buddy! Feel free to take your time to learn more about the lesson. Once you feel confident and have a thorough understanding of the material, you may choose to skip this module. However, if you'd like to continue, I'm here to provide you with different activities. Have fun!

Read the short story below and identify at least five (5) CVC words used in the story.

### Tala and Her Pet


*By: Jane A. Bulaqueña*

Tala is a kid. She has a pet dog. Her dog is big and fat. Tala and her pet sit on the mat. Mom and Dad hug Tala. They are all happy.



## What's In

Directions: Read and write the correct CVC word that matches the picture.



pen

hen

men

ten




net

nut

nit

not



cat

rat

fat

bat



sip

lip

tip

bit



tag

wag

bag

sag



## What's New

**Directions:** Read the short story and answer the following questions.

### Susan and Bantay

*By: Jane A. Bulaqueña*




Susan has a big red hat. She sat on a log under the sun. Her dog, Bantay, ran to her. Susan fed Bantay a bit of pan. "Do you like it, Bantay?" She asked. Bantay wagged his tail and sat. Susan and Bantay had fun all day in the hot sun.

Questions:

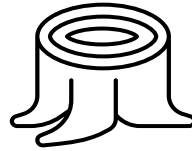
1. Who has a big red hat?
2. Where did Susan sit?
3. What is the name of Susan's pet?
4. How did Bantay show that he liked the pan?
5. What kind of day did Susan and Bantay have?

## Activity 1: Write it Right!


Directions: Write the words legibly and correctly based on the story you read.




--	--	--



--	--	--



--	--	--



--	--	--



--	--	--



### What is It

This time, you will read and study the words in the CVC Pattern taken from the story.

- ❖ A **CVC word** is a word that is made up of a consonant-vowel-consonant sound.

Examples:

dog	hat	pan	sun	log
-----	-----	-----	-----	-----

Read the sentences taken from the story "Susan and Bantay."

Sentence 1: *Susan has a big red hat.*

Sentence 2: *She sat on a log under the sun.*

- ❖ The two sentences are examples of simple sentences. A **simple sentence** is made up of one subject and one predicate and can be declarative or telling.
- ❖ **Declarative or Telling sentence** – a sentence that makes a statement or tells something. It begins with a capital letter and ends with a period ( . )

Here are another examples of a declarative or telling sentence.

I enjoy reading books every afternoon.

Susan enjoys singing the Tacurong City Hymn.



## What's More

### Activity 1: Fill in the Blanks

**Directions:** Look at the picture. Choose the correct CVC word on the box to complete the sentence.

sun	bug	dog	cat	hat
-----	-----	-----	-----	-----



1. The \_\_\_\_\_ is on the mat.




2. I have a big \_\_\_\_\_.



3. The \_\_\_\_\_ can run fast.



4. I see the \_\_\_\_\_ in the sky.



5. The \_\_\_\_\_ is on the rug.

## Activity 2: Capitalize and Punctuate

**Directions:** Rewrite the sentences using the correct capitalization and punctuation.

1. the boy is picking guava fruits in the backyard

---

2. my family loves to eat lunch together

---

3. my mother is cooking adobo for our lunch

---

4. i live in tacurong city

---

5. my brother and I play games with our dad

---



## What I have learned

Well done! You have finished all the activities. Let's see how much you learned from this lesson.

**Directions:** Write the correct answer to complete the thought of the sentences.

1. A CVC word pattern is made up of a \_\_\_\_\_ - \_\_\_\_\_ - \_\_\_\_\_ sound.
2. A declarative or telling sentence begins with a capital letter and ends with a \_\_\_\_\_.



## What I can do

Job well done! This time, apply what you have learned by doing the activity on the next page.

**Directions:** Complete the sentences by filling in the correct CVC words. Choose your answers from the box.

pot	sun	hat	cup	bed
-----	-----	-----	-----	-----

1. Mother water the plants in the \_\_\_\_\_ every day.
2. What do you wear on your head? I wear a \_\_\_\_\_.
3. The \_\_\_\_\_ is shining brightly in the sky.
4. The baby sleeps on a \_\_\_\_\_.
5. Grandmother drinks a \_\_\_\_\_ of tea every morning.



## Assessment

### Activity 3: My Thoughts on This!

**Directions:** Study the topic below about your family. Write 2-3 sentences to share your thoughts or feelings about the subject. Remember to use the correct capitalization and punctuation when writing sentences.

Topic: **My Favorite Family Memory**

---

---

---

---

---

---

---

Rubrics:

Criteria	Great Job!	Needs a Little Fixing	Needs More Help
My ideas are clear			
I started all sentences with capital or big letters			
I used correct punctuation at the end of all sentences			
All sentences are complete and make sense.			



## Additional Activities

### Capital Letters and Periods Parade!

**Directions:** Rewrite the sentences with beginning capital letters and punctuation.

1. susan enjoys planting flowers in her garden

---

2. we went to the market to buy fresh fruits

---

3. our family enjoys visiting the beach every summer

---

4. my sister had a cat named lala

---

5. my favorite color is blue

---

# Answer Key

<p><b>What I Have Learned</b></p> <ol style="list-style-type: none"> <li>1. Consonant-vowel-consonant</li> <li>2. Period</li> </ol>	<p><b>What I Can Do</b></p> <ol style="list-style-type: none"> <li>1. Pot</li> <li>2. Hat</li> <li>3. Sun</li> <li>4. Bed</li> <li>5. cup</li> </ol>	<p><b>What's More</b></p> <p><b>Activity 2</b></p> <ol style="list-style-type: none"> <li>1. The boy is picking guava fruits in the backyard.</li> <li>2. My family loves to eat lunch together.</li> <li>3. My mother is cooking adobo for our lunch.</li> <li>4. I live in Tacurong City.</li> <li>5. My brother and I play games with our dad.</li> </ol>
<p><b>Activity 1</b></p> <p><b>Write it Right</b></p> <ol style="list-style-type: none"> <li>1. dog</li> <li>2. hat</li> <li>3. pan</li> <li>4. log</li> <li>5. sun</li> </ol>	<p><b>What's More</b></p> <p><b>Activity 1</b></p> <ol style="list-style-type: none"> <li>1. Cat</li> <li>2. Hat</li> <li>3. Dog</li> <li>4. Sun</li> <li>5. bug</li> </ol>	<p><b>What's New</b></p> <ol style="list-style-type: none"> <li>1. Susan</li> <li>2. Log</li> <li>3. Bantay</li> <li>4. Bantay wagged his tail</li> <li>5. fun</li> </ol>
<p><b>What I Know</b></p> <p>kid pet dog big fat sit mat mom dad hug</p>	<p><b>What's In</b></p> <ol style="list-style-type: none"> <li>1. hen</li> <li>2. nut</li> <li>3. cat</li> <li>4. lip</li> <li>5. bag</li> </ol>	

# References

Merriam-Webster. (1995). Merriam-Webster's Guide to Punctuation and Grammar. Merriam-Webster Inc.

Adams, M. J. (1990). Beginning to read: Thinking and learning about print. MIT Press.

David, A. P., & Afienza, R. M. (2020). The role of code-switching in teaching phonics and vocabulary to Filipino early graders. *Philippine ESL Journal*, 15(1), 28-47.

## DISCLAIMER

This Self-learning Module (SLM) in **ENGLISH 2 - Quarter 1 - Module 6** titled **“Writing Words and Simple Sentences Legibly and Correctly Using Correct Capitalization and Punctuation”** was developed by SDO Tacurong with the primary objective of preparing for and addressing the demands of the MATATAG Curriculum. Contents of this module were based on DepEd’s Learning Competencies anchored on the MATATAG Curriculum. This is a supplementary material to be used by all learners of Tacurong City in all public schools beginning SY 2024-2025. The process of LR development was observed in the production of this module. This is version **1.0**. We highly encourage feedback, comments, and recommendations.

For inquiries or feedback, please write or call:

**Schools Division Office of Tacurong City  
Learning Resource Management Section (LRMS)**

Alunan Highway, Poblacion, Tacurong City 9800  
Telephone Numbers: 09190656425/064-562-4880  
Email Address: [tacurong.city@deped.gov.ph](mailto:tacurong.city@deped.gov.ph)